



Semi-Annual Homeless Outcomes Report

Department of Homeless Services and Housing
Department of Health Services
October 8, 2024

Emily Halcon, Director
Tim Lutz, Director

County-Funded Outreach

Six-month Update: January 1 through June 30, 2024

The County of Sacramento is the primary entity responsible for providing homeless outreach services to the unincorporated areas and the Parkway. The County's approach to outreach services is multifaceted with teams dedicated to:

- Proactive outreach to County-identified priority encampments
- Response driven needs from Sheriff, Rangers, and other County partners
- Maintaining consistent outreach 'office hours' distributed throughout suburban areas + Parkway

Outreach teams employ a 'case carrying' approach in which they provide on-going engagement focused on resolving a person's homelessness and resource connections.

County-Funded Outreach

Six-month Update: January 1 through June 30, 2024

Outreach Teams and Staffing

Outreach teams are composed of both contracted services through Community HealthWorks (CoHeWo) and County Behavioral Health Services' Homeless Engagement and Response Team (HEART). Staffing consists of:

- 10 staff for the Parkway through CoHeWo
- 8 staff for the Encampment Services Team (4 CoHeWo and 4 HEART staff)
- 8 staff for the Community Based Outreach through CoHeWo

County-Funded Outreach

Six-month Update: January 1 through June 30, 2024

Summary of Outreach Activities

County outreach teams provided **25,433*** services to **995** unduplicated individuals and support **256** unduplicated individuals with transitioning out of unsheltered homelessness (which included shelter and housing).

*Approximately **25** services/participant

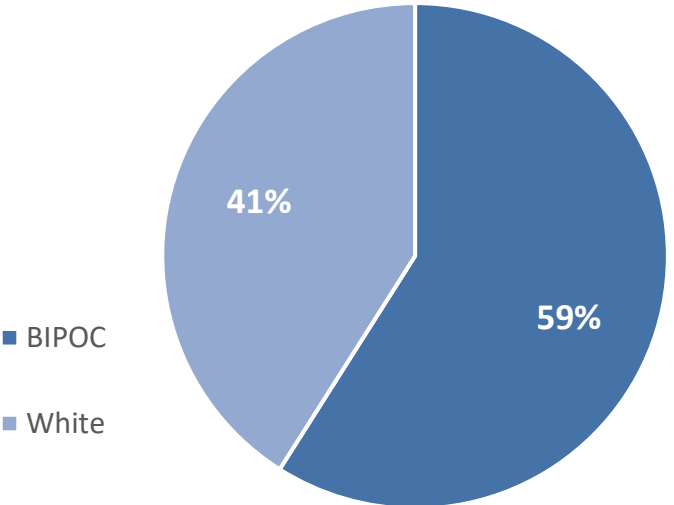
NUMBER OF SERVICES	TYPE OF SERVICES (BY CATEGORY)
15,734	General Case Management
2,266	Care Coordination
1,265	Housing Search/Placement
1,260	Vital Documents Support
1,097	Food Services
809	Transportation
615	Behavioral Health Services
552	Clothing and Hygiene Care
501	Healthcare Services
389	CalAim Services
315	Coordinated Access System Referrals
631	All Other Services

County-Funded Outreach

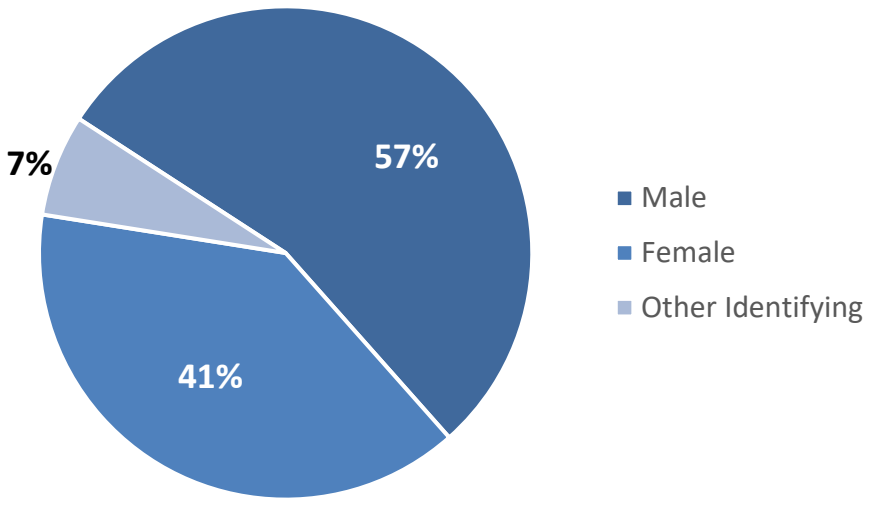
Six-month Update: January 1 through June 30, 2024

Demographic Data

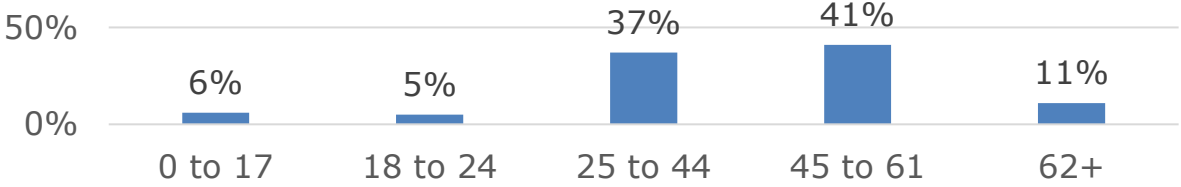
Race



Gender



Age



BHS Unhoused Data Highlights

Six-month Update: January 1 through June 30, 2024

BHS Referrals and Linkages (Does not include HEART)

- **757** Unhoused residents were referred to behavioral health service providers
- **609 (80.4%)** of these individuals were successfully linked to services

County HEART and Shelter Specific Referrals and Linkages

- **314** Outreach and Engagement Attempts
- **198** Enrollments
 - Greater Sac-34, Shelter-164
- **170** Individuals Screened
 - Greater Sac-31, Shelter-139
- **183** Referred to BHS Services
 - Greater Sac-29, Shelter-154
- **80** Individuals Linked to BHS
 - Greater Sac-10, Shelter-60

*some clients were referred without a screening

Behavioral Health Services: HEART

- HEART provides consistent outreach and engagement to people living in shelters and encampments including riverbanks, along roadways, near light rail, under bridges, etc.
- HEART participates in community outreach, including faith-based, cultural, and health related events:
 - Jake's Journey Home located in Folsom
 - Powerhouse Ministries
 - Community Against Sexual Harm (CASH)
 - Libraries, with emphasis on those that report need for social services
- HEART implemented static locations to promote engagement in high traffic areas:
 - Cesar Chavez park
 - Loaves and Fishes, including Maryhouse
 - Office hours with partner agencies where those experiencing homeless seek resources, like water and survival supplies

Behavioral Health Services: HEART

- Providing warm handoffs from street to shelter to services:
 - Providing case management
 - Supporting with on-the-spot counseling, psychoeducation and emotional support
 - Referring to community resources like CalAim and WEAVE
 - Helping individuals relocate when there are safety concerns or enforcement activities
 - Transporting clients to resources shelter and service intakes
- Distributing survival and hygiene supplies like water, snacks, socks, first aid kits, pet food and clothing
 - HEART partners with the Street Overdose Response Team to distribute Narcan and develop urgent response protocol for individuals in need of substance use services
- HEART partners with dozens of local agencies and counting, such as:
 - Mobile Street Medicine to increase access to medical care and reduce use of emergency services
 - Community Health Works
 - Front Street Animal Shelter's PAWS
 - County departments including CPS and APS



Behavioral Health Services: BHBH

Behavioral Health Bridge Housing (BHBH)

313 total beds

- **Active: 80 beds (to date)**
 - 56 at East Parkway Safe Stay, 24 at Florin Safe Stay
 - BHS will take over beds through attrition that still shelter non-BHS clients currently
 - Since July 1st, 64 individuals, 16 dogs and a pet fish served in Safe Stays
- **Projected Opening 2024-2025: 167 beds**
 - 20 Stockton Safe Stay
 - 15 at Quality Inn- Hotel Conversion
 - 72 at Grow Florin- New Tiny Homes on undeveloped land
 - 30 at Auburn Oaks- Converting apartment complex
 - 30 in Sober Living Environments across 3 homes
- **Projected Opening 2025-2026: 66 beds**
 - 66 Watt Safe Stay



Behavioral Health Services: PSH

Permanent Supportive Housing (PSH)

576 total units

Active Units: 401 over 16 Properties

- 228 for Single and Families
- 133 for Singles
- 25 for Singles and Couples
- 15 for Families

Projected Opening 2024-2026: 175 Units

- 52 for Singles and Families
- 46 for Singles
- 77 for Seniors (in response to growing number of seniors as reported in the 2024 Homeless Point-In-Time *PIT* Count)



Homelessness Data Dashboards



Introduction to Homelessness Data Dashboards

Welcome to the County of Sacramento's Homelessness Data Dashboards. These dashboards reflect our commitment to providing clear, accessible data to support data-driven decision-making and continuous improvement in addressing homelessness.


Data presented in these dashboards are organized into two general categories:

- Program Performance data that help track key performance metrics, including program reach, services provided to program participants, program utilization, and connections to shelter and housing.
- Demographic Insights including data on age, gender, race/ethnicity, and vulnerability factors such as lengths of homelessness, disability conditions, and financial resources.

We invite you to explore the dashboards and discover how our collective efforts are making a difference in our community.

Explore our Homelessness Data

Click the tiles below to learn more about the different types of programs the County funds to address homelessness and explore the key data points through our interactive dashboards.



**Outreach
(Encampment
Services)**



**Shelter and
Interim Housing -
Coming Soon**



**Re-Housing -
Coming Soon**

Homelessness Data Dashboards

Data presented in the dashboards are focused into two groups

Program Performance Insights data that help track key performance metrics, including program reach, services provided to program participants, program utilization, and connections to shelter and housing.

Program Participant Insights including data on age, gender, race/ethnicity, and vulnerability factors such as lengths of homelessness, disability conditions, and financial resources.

Homelessness Data Dashboards

Shelter Data Dashboard Report Summary

Beta/Test version

7/1/2024 - 7/31/2024

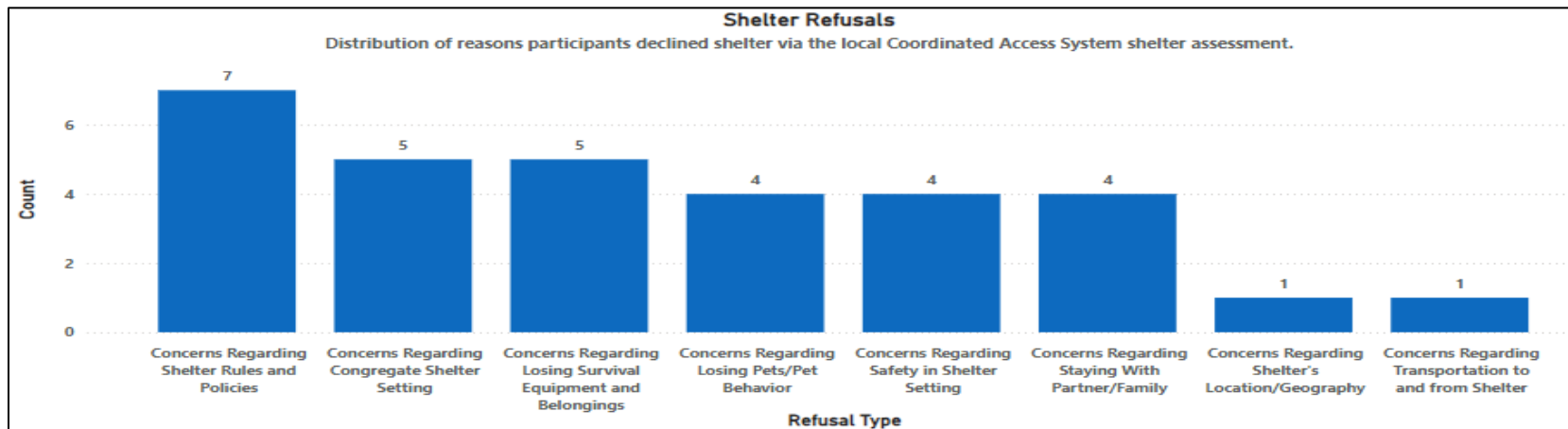
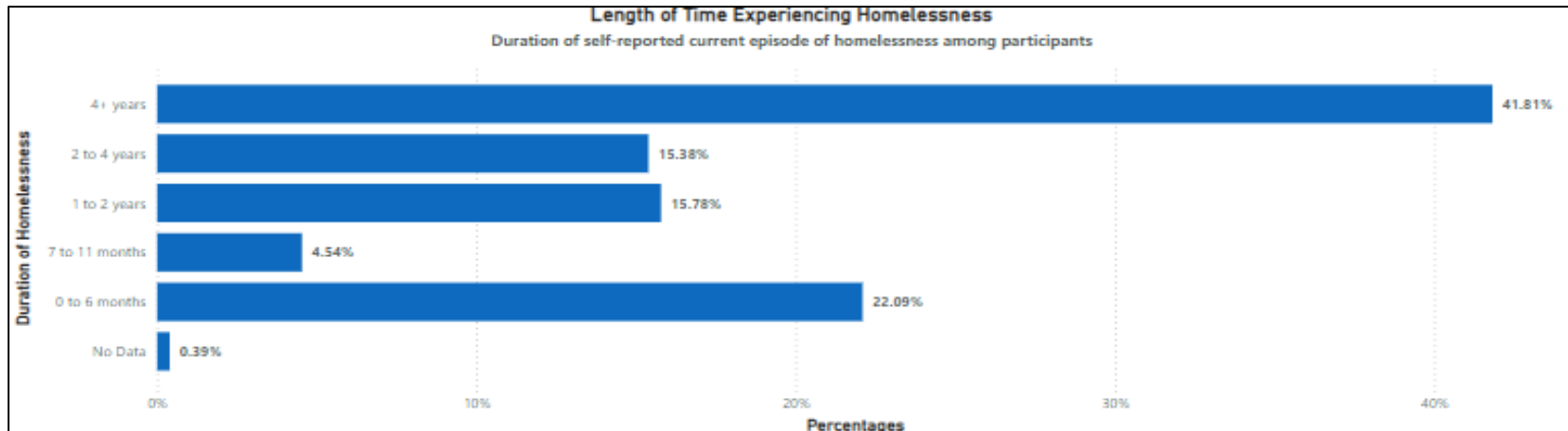
Number of unduplicated participants: 772

Experience of homelessness	Demographics/other characteristics
<p>42 Average Length of Time Homeless (days)</p>	<p>44 Average Age (years)</p>
<p>55% Experiencing Homelessness for 1 Year or Longer</p>	<p>32% Older Adults (55 years or older)</p>
<p>Financial Top Reason for Homelessness</p>	<p>63% Identify As Black, Indigenous People of Color (BIPOC)</p>
	<p>72% Self-Reporting Living with A Disabling Condition</p>

Program performance			
<p>183 Average Length of Stay (days)</p>		<p>172 Average Length of Stay from Enrollment to Positive Exit (days)</p>	
<p>140 Number of Exits</p>	<p>52% Positive Exits</p>	<p>32% Exit to Permanent Housing</p>	<p>26% Return to Unsheltered Homelessness</p>

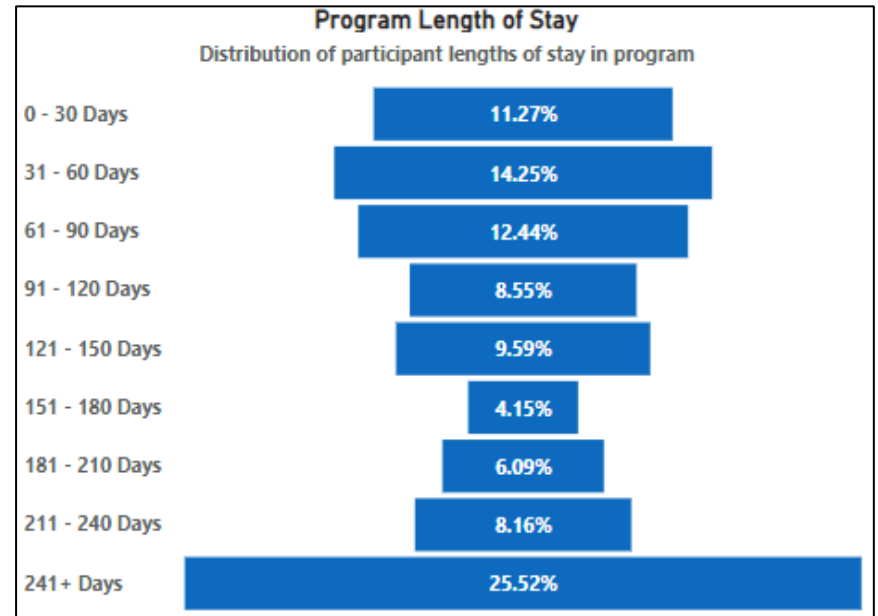
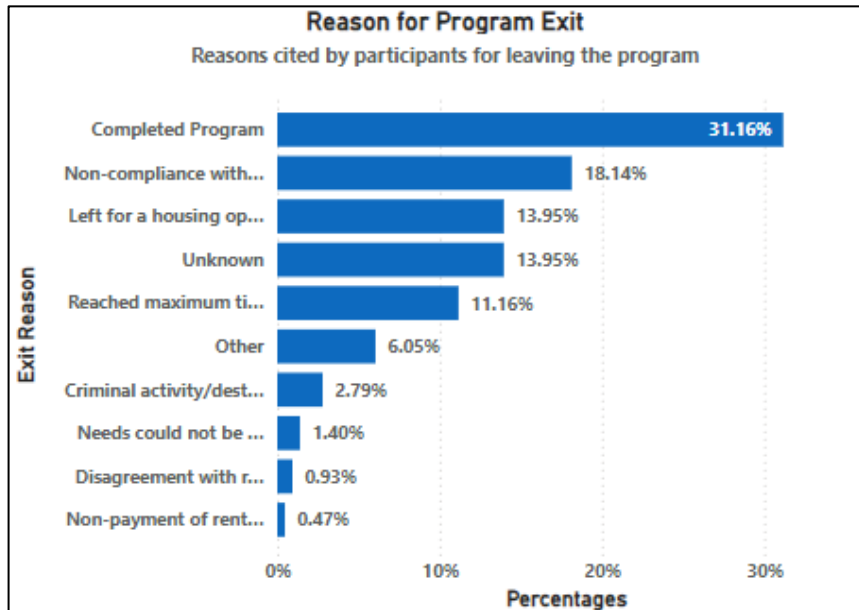
SAMPLE VISUAL

Homelessness Data Dashboards



Examples From Outreach Dashboard

Homelessness Data Dashboards

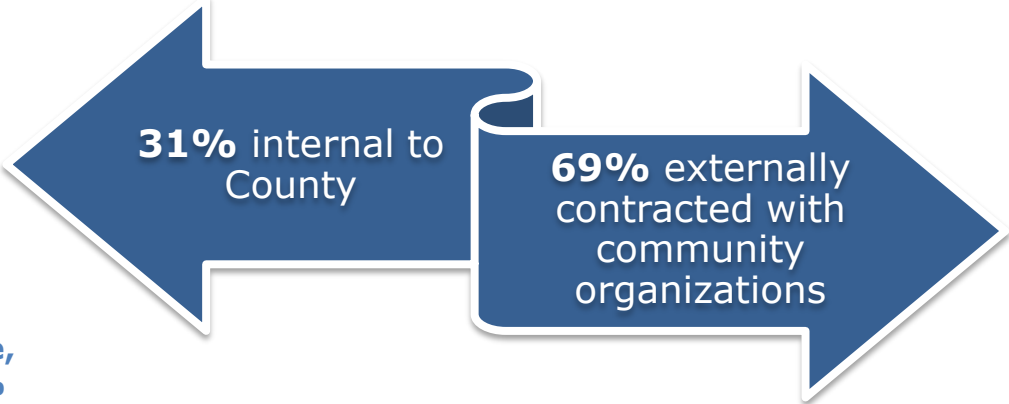
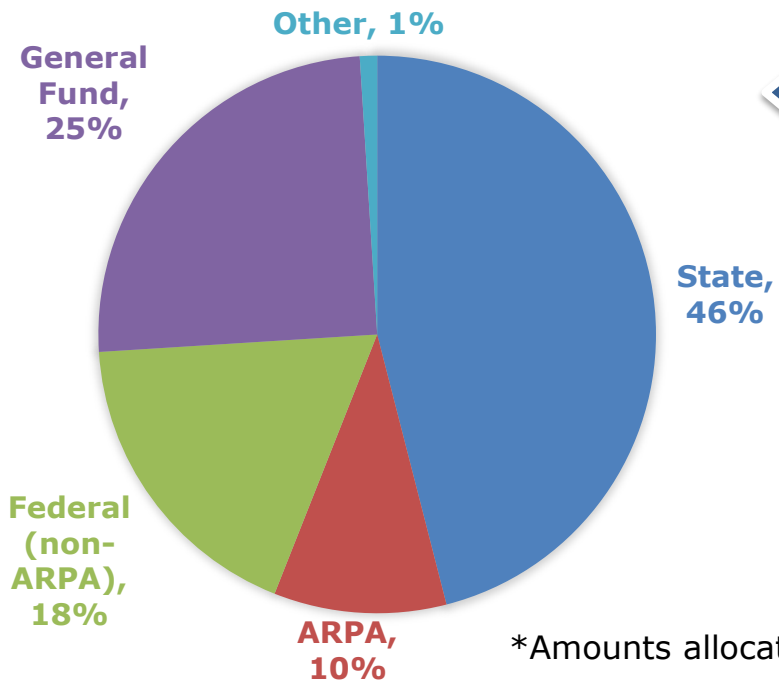


Examples From Shelter Dashboard

County Homeless Funding

In FY 23/24, the County allocated approximately \$220,008,324 to provide services & address needs related to homelessness.*

ALLOCATED BY FUND TYPE COUNTYWIDE | FY 23-24

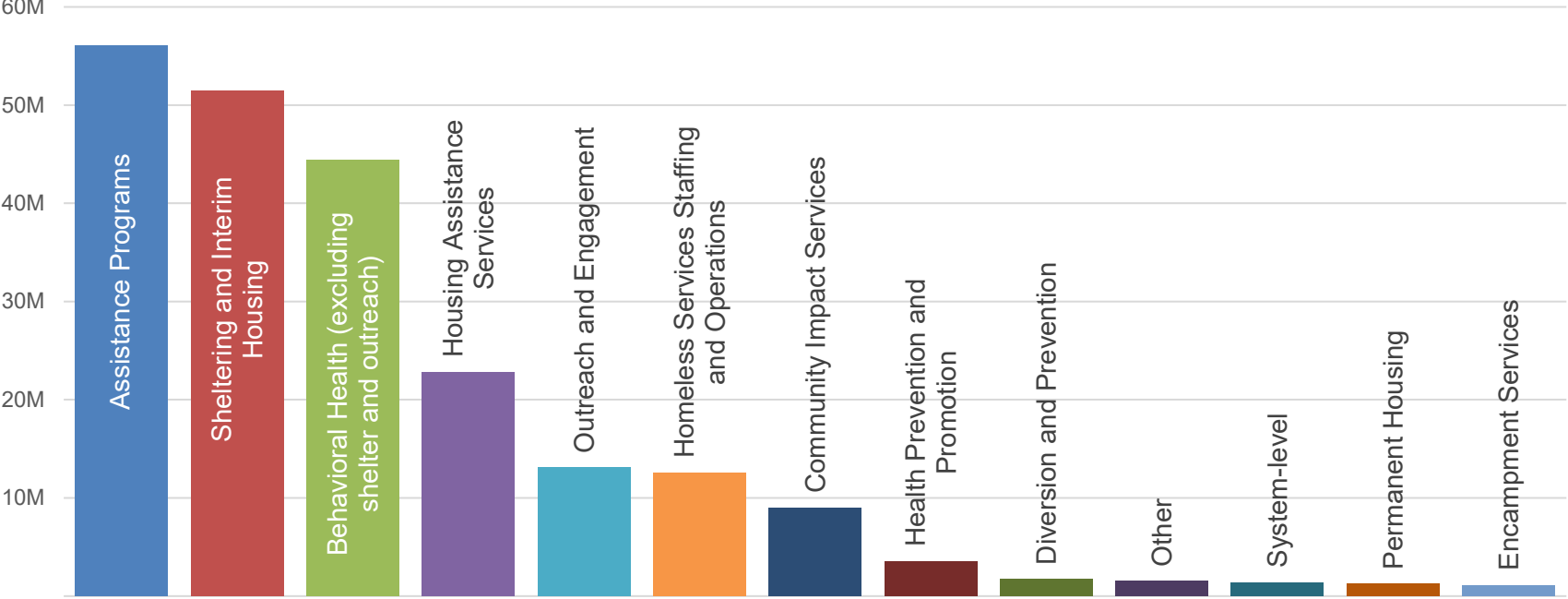


*Amounts allocated may not reflect total expenditures for fiscal year 2023-24

County Homeless Funding

In FY 23/24, the County allocated approximately \$220,008,324 to provide services & address needs related to homelessness.*

**Allocated by Program Type
Countywide, FY 23/24**

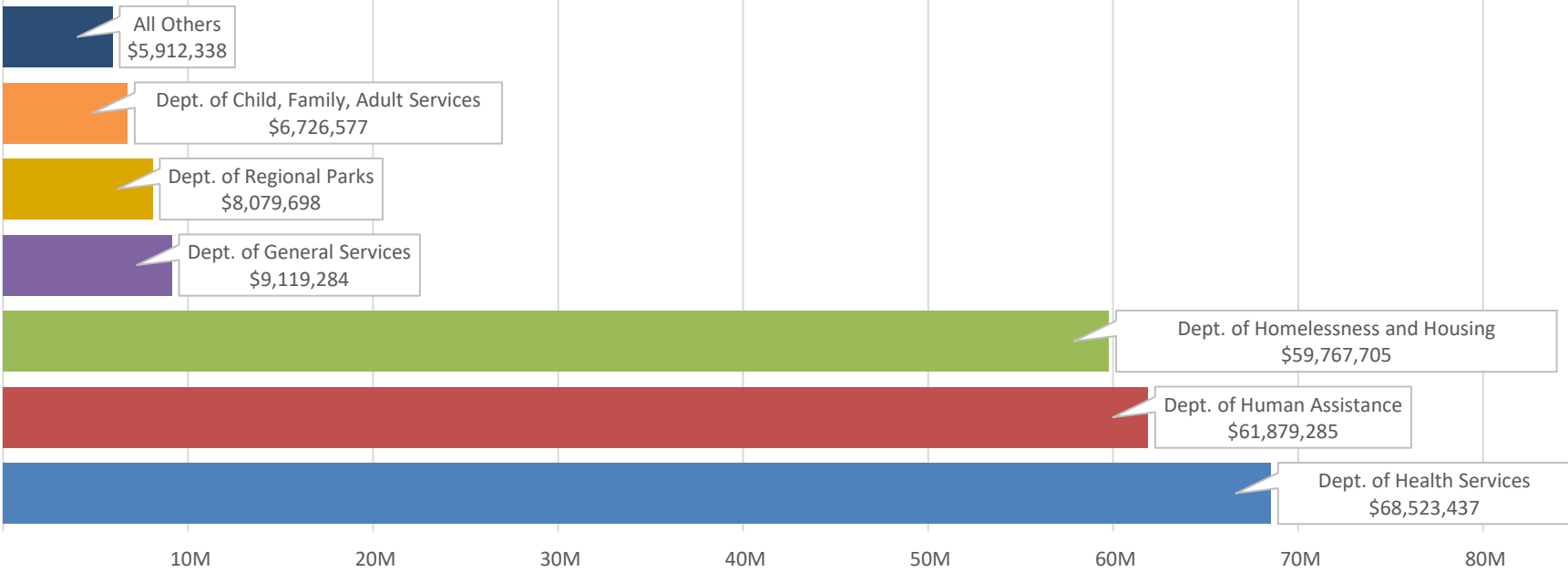


*Amounts allocated may not reflect total expenditures for fiscal year 2023-24

County Homeless Funding

In FY 23/24, the County allocated approximately \$220,008,324 to provide services & address needs related to homelessness.*

Expenditures by County Department
Countywide, FY 23/24



*Amounts allocated may not reflect total expenditures for fiscal year 2023-24